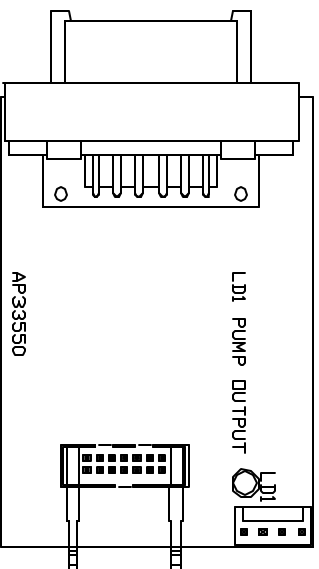
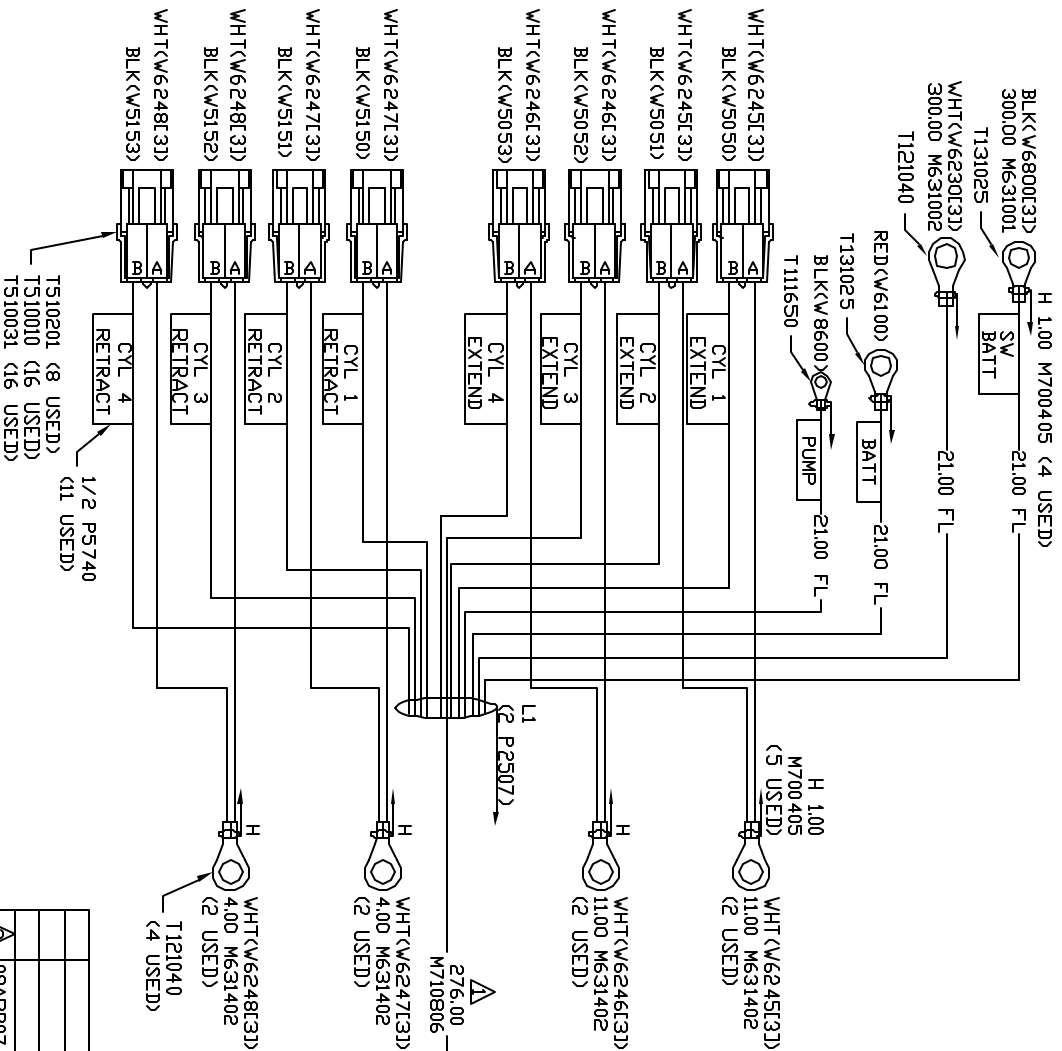


INTELLITEC/INTERFACE
OUTPUT
LED LAYOUT

LED #	COLOR	INPUT J3	FUSE #	OUTPUT	RELAY #	DESCRIPTION
LED1	YELLOW	PIN 13	---	---	CR1	ROOM 1 EXTEND (COIL)
LED2	RED	---	FUSE 1	PIN 1	CR1	ROOM 1 EXTEND (CONTACT)
LED3	RED	---	FUSE 2	PIN 2	CR2	ROOM 1 RETRACT (CONTACT)
LED4	YELLOW	PIN 12	---	---	CR2	ROOM 1 RETRACT (COIL)
LED5	YELLOW	PIN 11	---	---	CR3	ROOM 2 EXTEND (COIL)
LED6	RED	---	FUSE 3	PIN 3	CR3	ROOM 2 EXTEND (CONTACT)
LED7	RED	---	FUSE 4	PIN 4	CR4	ROOM 2 RETRACT (CONTACT)
LED8	YELLOW	PIN 10	---	---	CR4	ROOM 2 RETRACT (COIL)
LED9	YELLOW	PIN 9	---	---	CR5	ROOM 3 EXTEND (COIL)
LED10	RED	---	FUSE 5	PIN 5	CR5	ROOM 3 EXTEND (CONTACT)
LED11	RED	---	FUSE 6	PIN 6	CR6	ROOM 3 RETRACT (CONTACT)
LED12	YELLOW	PIN 8	---	---	CR6	ROOM 3 RETRACT (COIL)
LED13	RED	---	FUSE 7	PIN 10	CR7	ROOM 4 RETRACT (CONTACT)
LED14	YELLOW	PIN 7	---	---	CR7	ROOM 4 RETRACT (COIL)
LED15	YELLOW	PIN 6	---	---	CR8	ROOM 4 EXTEND (COIL)
LED16	RED	---	FUSE8	PIN 9	CR8	ROOM 4 EXTEND (CONTACT)
LED17	YELLOW	PIN 5	---	---	CR9	ROOM 5 EXTEND (COIL)
LED18	RED	---	FUSE 9	PIN 7	CR9	ROOM 5 EXTEND (CONTACT)
LED19	YELLOW	PIN 4	---	---	CR10	ROOM 5 RETRACT (COIL)
LED20	RED	---	FUSE 10	PIN 8	CR10	ROOM 5 RETRACT (CONTACT)





PART #	LENGTH (FT)
M631001	25.000
M631002	25.000
M631201	0.667
M631202	0.667
M631401	221.250
M631402	5.000
M631403	25.250
M710806	23.000

PIN	DESCRIPTION
1.	BLK(W68001S1)
2.	BLK(W68001S1)
3.	WHT(W62301S1)
4.	WHT(W62301S1)

PIN	DESCRIPTION
1.	BLK(W5050)
2.	BLK(W5150)
3.	BLK(W5051)
4.	BLK(W5151)
5.	BLK(W5052)
6.	BLK(W5152)
7.	T570014
8.	T570014
9.	BLK(W5053)
10.	BLK(W5153)
11.	BLK(W8600)
12.	RED(W6100)

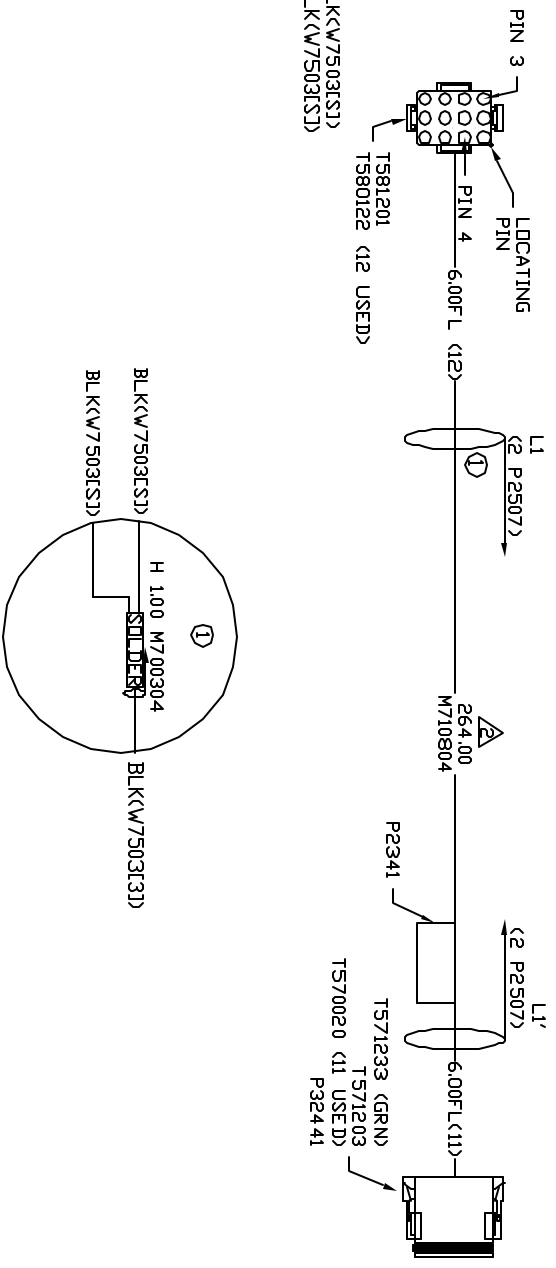
NO	DATE	REVISION
1	09APR07	WAS 300.00
2	25JAN06	WAS 42.00

HWH		I-80 EXIT 267 SOUTH RT 1 MOSCOW, IOWA 52760	
SCALE	DATE	BY	REV
1:2	04JUN04	HARN	1
HARN PMP 4FC 25'			DRAWING NUMBER
			AP33638

NOTE: INSTALLATION MUST CONFORM TO GOOD SHOP PRACTICES, SAE STANDARDS, RVIA STANDARDS, AND OTHER APPLICABLE STANDARDS.

PART #	LENGTH (FT)
M631401	253.667
M710804	22.000

- PIN
1. BLK(W7501)
 2. BLK(W7502)
 3. BLK(W7504)
 4. BLK(W7505)
 5. BLK(W7507)
 6. BLK(W7508)
 7. BLK(W7510)
 8. BLK(W7511)
 9. BLK(W7513)
 10. BLK(W7514)
 11. 7.00 M631401 BLK(W7503E3J)
 12. 7.00 M631401 BLK(W7503E3J)



- PIN
1. BLK(W7502) 276.00 M631401
 2. BLK(W7505) 276.00 M631401
 3. BLK(W7508) 276.00 M631401
 4. BLK(W7511) 276.00 M631401
 5. BLK(W7513) 276.00 M631401
 6. BLK(W7503E3J) 270.00 M631401
 7. T570014
 8. BLK(W7514) 276.00 M631401
 9. BLK(W7510) 276.00 M631401
 10. BLK(W7507) 276.00 M631401
 11. BLK(W7504) 276.00 M631401
 12. BLK(W7501) 276.00 M631401

NOTE: BUNDLE WITH P11442
WIRE TIE QUANTITIES SPECIFIED
IN BILL OF MATERIAL.

NOTE: INSTALLATION MUST CONFORM TO GOOD SHOP PRACTICES, SAE
STANDARDS, RYLA STANDARDS, AND OTHER APPLICABLE STANDARDS.

NO.	DATE	REVISION
1	17JAN06	CORRECTED MAT'L #
	26JAN06	VAS 132.00

HWH		1-80 EXIT 267 SOUTH	
HARN INTELLITEC INT 23'		RT 1 MOSCOW, IOWA 52760	
SCALE 1:2	DATE 03JUN04	DRAWING NUMBER AP33784	

THE INFORMATION DISCLOSED IN THIS DRAWING IS CONFIDENTIAL AND MUST NOT BE DISCLOSED OR USED IN ANY MANNER WHICH WILL BE DETRIMENTAL TO THE HWI CORPORATION